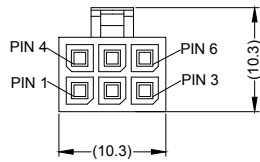


Revision Notes				
R1 -				
APAT	Drawn	Checked	Approved	Date

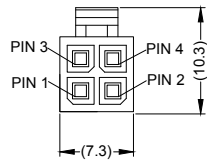
VIEW A (TO REMOTE PANEL)



6-PIN FEMALE
MATING FACE

PIN #	WIRE COLOUR	DESCRIPTION
1	RED	+5V
2	YELLOW	485B
3	N.C.	N.C.
4	WHITE	485A
5	BLACK	GND
6	N.C.	N.C.

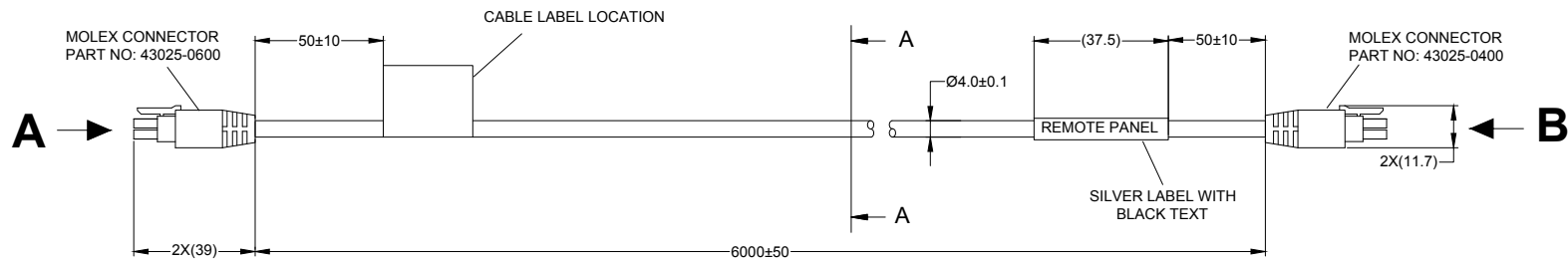
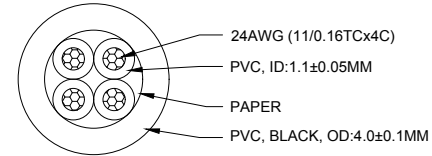
VIEW B (TO MDR)



4-PIN FEMALE
MATING FACE

PIN #	WIRE COLOUR	DESCRIPTION
1	RED	+5V
2	YELLOW	485B
3	WHITE	485A
4	BLACK	GND

CABLE BUILDUP VIEW A-A



- NOTES:
- TO BE SUPPLIED IN PRESS SEAL BAG.
 - PACKAGING AND LABELING DEFINED BY OPERATIONS AND MATERIALS.
 - ANY CUSTOMER MODIFICATION OF THIS PRODUCT CAUSING SUBSEQUENT FAILURE IS NOT A LIABILITY OF BRIGADE ELECTRONICS GROUP PLC.
 - FOR LATEST REVISION OF CABLE LABEL REFER TO DRAWING BE-003113-XX-15.

PROPRIETARY NOTICE
THIS DESIGN AND TECHNICAL INFORMATION APPEARING ON THIS DRAWING IS THE PROPERTY OF BRIGADE ELECTRONICS, AND IS DISCLOSED IN CONFIDENCE. IT IS NOT TO BE COPIED, REPRODUCED, REVEALED TO OR EXPROPRIATED BY OTHERS, EITHER IN WHOLE OR IN PART WITHOUT THE EXPRESS WRITTEN CONSENT OF BRIGADE ELECTRONICS.



Assembly PI Approval P.YANG	Approved by S.JOHIN	Checked by R.DATES	Drawn by A.FEDERIGHI
Angle of Projection Third Angle	Units mm	Scale N/A	Released 21/07/15
Status RELEASED	Part No 4873	Assembly Ref 01.17.03.01.14.4	MDR-06RPC
		BE-003096-00-15	